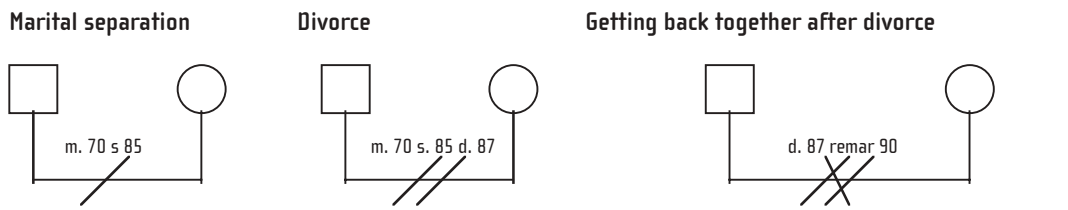
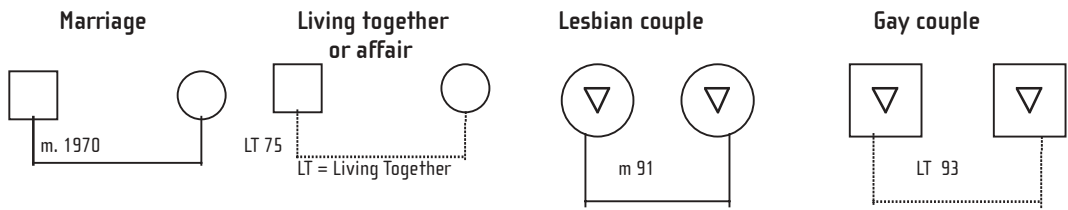
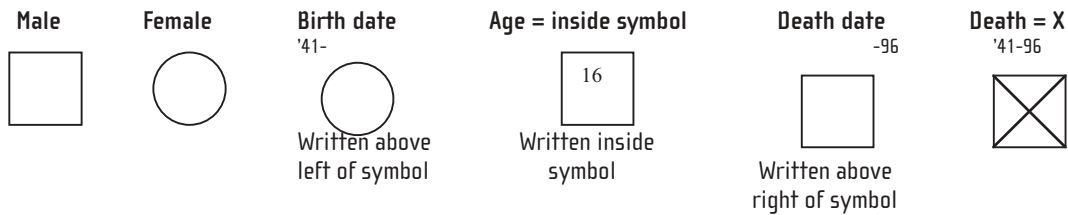


Genograms

What is a genogram?

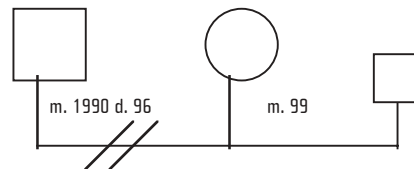
A genogram consists of a series of notations used to summarise relationships within a family. Similar to a family tree, genograms provide a way of mapping family patterns and relationships across several generations. In addition to recording who is related to whom, they capture other important data about relationships, such as their strength and the presence of any likelihood of abuse. They can also indicate intergenerational patterns of relationships, communication and other behaviours.

Standard genogram symbols

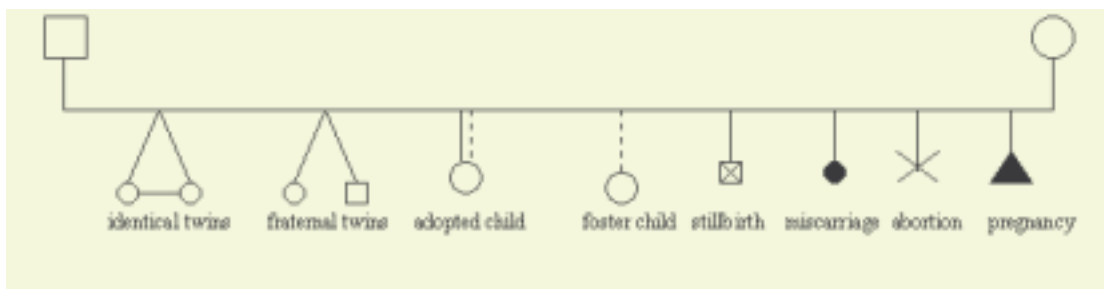


Remarriage

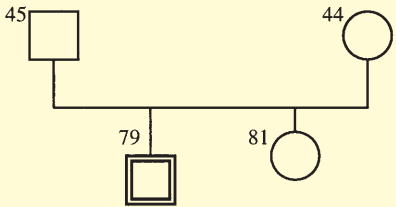
A remarriage (or former marriage) is shown to the side with a smaller shape. The focus couple is the one in the middle with the larger shapes. *Note: if there has been more than one remarriage, the marriages are usually placed from left to right with the most recent indicated last.*



Children: List in birth order beginning with the oldest on the left



The index person of the genogram (the person from whose perspective it is being drawn) is set off from the others and marked with double lines.



drug or alcohol abuse



suspected abuse



in recovery from drug or alcohol abuse




serious mental or physical problem




drug/alcohol abuse & phys/mental problem



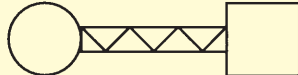
Symbols denoting relationships




close



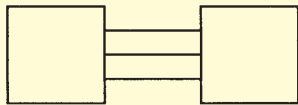
distant



close-hostile



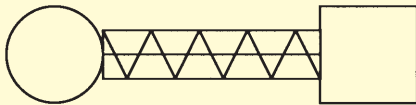
focused on



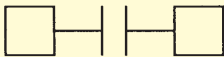
fused



hostile



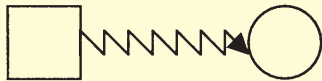
fused-hostile



cut off



sexual abuse



physical abuse